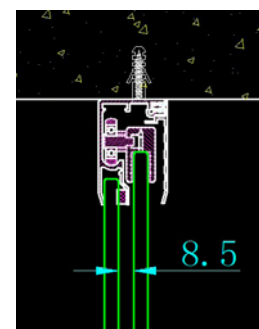
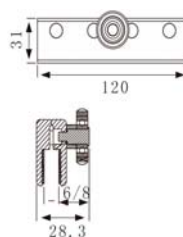


HEGOX FIX

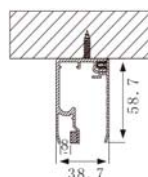


JUEGO ACCESORIOS 40 KG, 6/8 mm
1097189



PERFIL SUPERIOR + TAPA 40 KG, 6/8 mm ALUMINIO

1097187 2 mts a techo
1097197 3 mts a techo



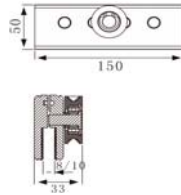
TAPETA LATERAL 40 KG

1097185 Izquierda
1097186 Derecha

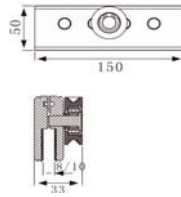


HEGOX FIX

JUEGO ACCESORIOS 90 KG 8/10 mm (S/PERFIL INF)
1097128

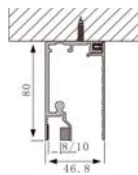


JUEGO ACCESORIOS 90 KG 8/10 mm (C/PERFIL INF)
1097129



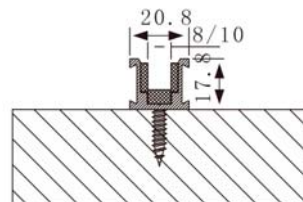
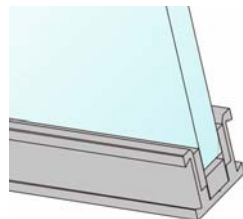
PERFIL SUPERIOR + TAPA 90 KG, 8/10 mm ALUMINIO

- 1097126 2 m a techo
- 1097136 3 m a techo
- 1097146 4 m a techo



PERFIL INFERIOR, 8/10 mm ALUMINIO

- 1097179 1 m
- 1097169 1,5 m
- 1097159 2 m



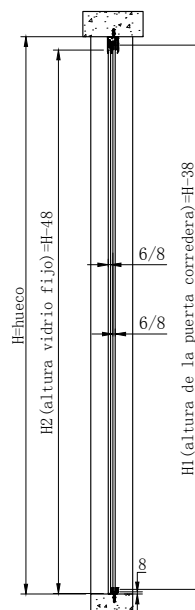
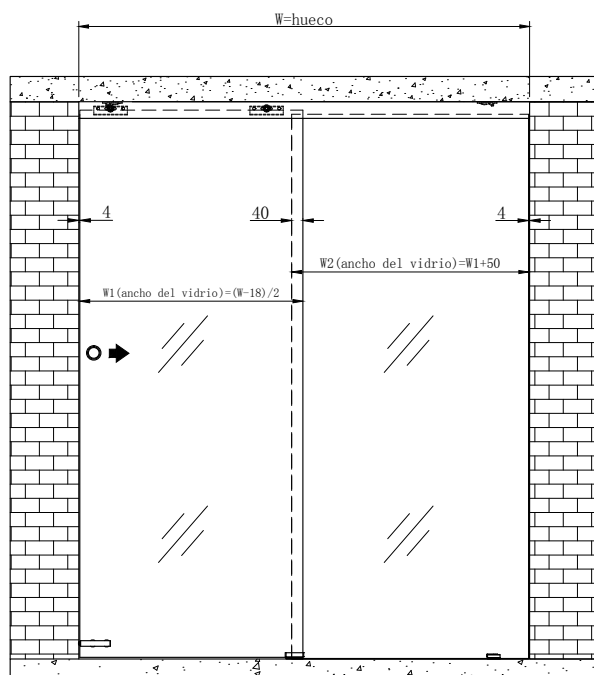
TAPETA LATERAL 90 KG

- 1097124 Izquierda
- 1097125 Derecha



HEGOX FIX

FIJO + CORREDERA 40 KG 6/8 mm



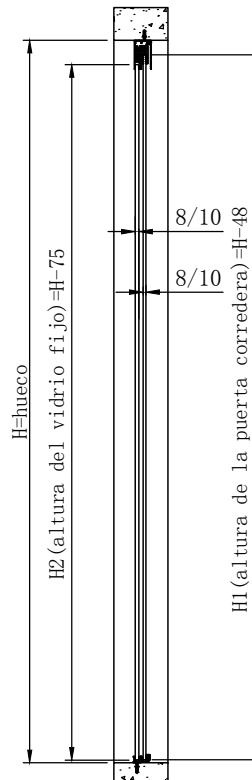
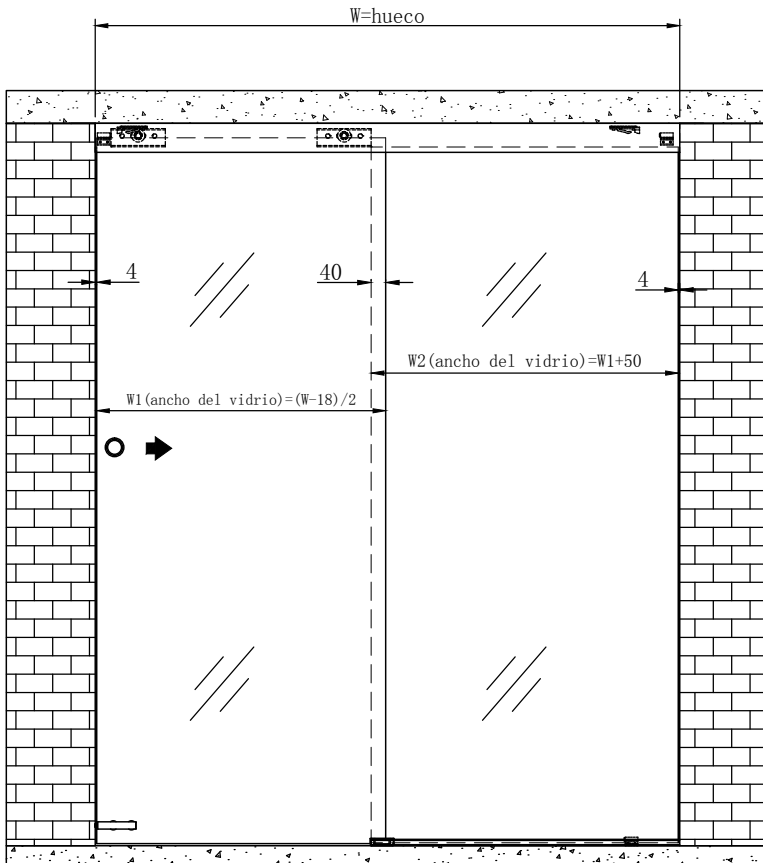
L=2000mm
(vidrio 6/8mm)

Medidas puerta:
W1=(W-18)/2
H1=H-38

Medidas vidrio fijo:
W2=W1+50
H2=H-48

HEGOX FIX

FIJO + CORREDERA 90 KG, 8/10 mm (C/PERFIL INF)



L=1200mm
L=2000mm
(vidrio 8/10mm)

medidas puerta:
W1 = $(W-18)/2$
H1 = $H-48$

medidas vidrio fijo:
W2 = $W1+50$
H2 = $H-75$